

Natural Stone

“Italy’s Finest Stone Carpet”



“Wisdom is the daughter of experience.”

– **Leonardo da Vinci**

“The greatest danger for most of us is not
that our aim is too high and we miss it,
but that it is too low and we reach it.”

– **Michelangelo Buonarroti**

“Above all, don’t fear difficult moments.

The best comes from them.”

– **Rita Levi-Montalcini**



E & E Natural Stone is a passionate provider of outstanding porphyry, granite, and marble products. E & E's principal motivation is to provide reliable customer service and high-end stone products. This company believes in leading a memorable continuance of exquisite Italian architecture by sourcing and distributing the finest porphyry primarily from Trentino in Italy. Porphyry is a durable, igneous, granite rock typically containing crystals like feldspar and quartz.



Table of Contents

3 - Sahara Gold Quarry

4 - Crazy Paving (Info)

5 - Crazy Paving (Images)

6 - Porphyry Cubes (Info)

7 - Porphyry Cubes (Images)

8 - Sahara Gold Cubes (Info)

9 - Sahara Gold (Images)

10 - Salt/Pepper Cubes (Info)

11 - Salt/Pepper (Images)

12 - Basalt Cubes (Info)

13 - Basalt Cubes (Images)

14 - Marble Cubes (Info)

15 - Marble Cubes (Images)

16 - Split Tiles (Info)

17 - Split Tiles (Images)

18 - Sawn Tiles (Info)

19 - Sawn Tiles (Images)

20 - Porphyry Binders (Info)

21 - Binders (Images)

22 - Porphyry Curbs (Info)

23 - Porphyry Curbs (Images)

24 - Porphyry Treads

25 - Porphyry Strips

26 - Smoller Slabs

27 - Quartzite Slabs

28 - Luserna/Gneiss Slabs

29 - Luserna/Gneiss Tiles


30 - Red Dolomite Tiles

31 - Grey Dolomite Tiles


32 - Granite Slabs

33 - Granite/Marble Pebbles

34 - Product Images







“CRAZY PAVING”

Irregular Porphyry Slabs

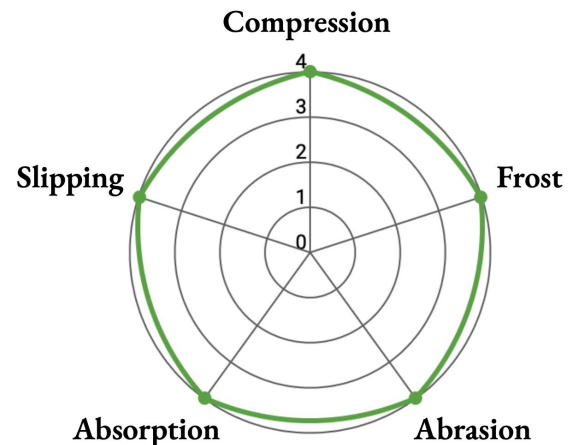
Paving with irregularly shaped slabs is also known as “Opus Incertum,” or “Mosaic” due to their varied rock formations from being the initial selection of raw material in the quarried location. Our Crazy Paving's high-resistance and color spectrum provide ample opportunity for quality, diverse outdoor applications.



Typical Color(s): Mixed Reddish, Greyish-Purple




SELECTION (Diagonal in.)	THICKNESS (~ in.)	~ Sq. ft. per Pallet	USE
Small (8 ~ 16)	0.5 - 1.5	355	
Med (8 ~ 16)	1.2 - 2.4	250	
Large (16 ~ 28)	0.8 - 2.0	260	






Private Villas in Saint Moritz (Switzerland)



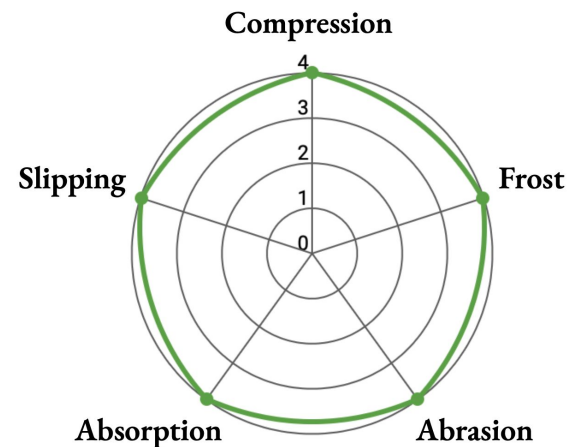

Porphyry Cubes

Commonly referred to as “Bolognini” or “Sanpietrini” in Italian, Porphyry Cubes are highly durable and adaptable. For this reason, they are the ideal solution for public squares, pedestrian walkways, and city traffic regions. They suit historical areas elegantly and provide a custom, natural, and unique appearance. The cubic shape obtained from mechanical splitting, along with the wide array of colors, enable numerous applicable aesthetic solutions ranging from the classic fan pattern to the more exclusive peacock-tail.




SECTION (a x b) ~ in.	THICKNESS (h) ~ in.	~ Sq. ft. per Bag	USE
1.5 ~ 2.4	1.5 - 2.4	160	
2.4 ~ 3.2	1.5 - 2.4	160	
2.4 ~ 3.2	2.4 - 3.2	120	
3.2 ~ 4	2.4 - 3.2	120	
3.2 ~ 4	3.2 - 4	90	
4 x 4	0.8 - 1.6	290	
4 x 4	1.2 - 2.4	200	
4 x 4	2 - 3.2	130	

Typical Color(s):
 - Mixed-Reddish
 - Greyish-Purple
















Sahara Gold Cubes

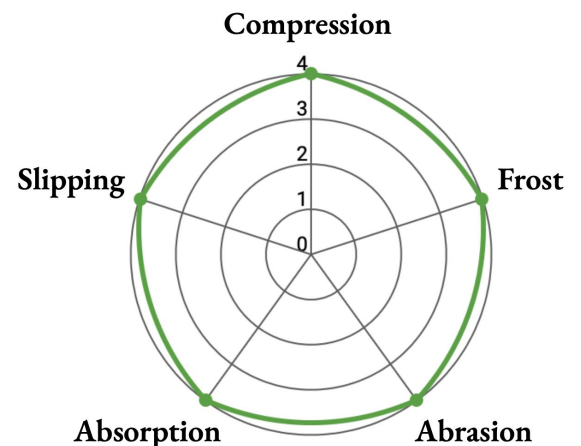
Commonly referred to as “Bolognini” or “Sanpietrini” in Italian, Sahara Gold Cubes are highly durable and adaptable. For this reason, they are the ideal solution for public squares, pedestrian walkways, and city traffic regions. They suit historical areas elegantly and provide a custom, natural, and unique appearance. The cubic shape obtained from mechanical splitting, along with the wide array of colors, enable numerous applicable aesthetic solutions ranging from the classic fan pattern to the more exclusive peacock-tail.




Typical Color(s):
- Mixed Reddish



SECTION (a x b) ~ in.	THICKNESS (h) ~ in.	~ Sq. ft. per Bag	USE
1.5 ~ 2.4	1.5 - 2.4	160	
2.4 ~ 3.2	1.5 - 2.4	160	
2.4 ~ 3.2	2.4 - 3.2	120	
3.2 ~ 4	2.4 - 3.2	120	
3.2 ~ 4	3.2 - 4	90	
4 x 4	0.8 - 1.6	290	
4 x 4	1.2 - 2.4	200	
4 x 4	2 - 3.2	130	









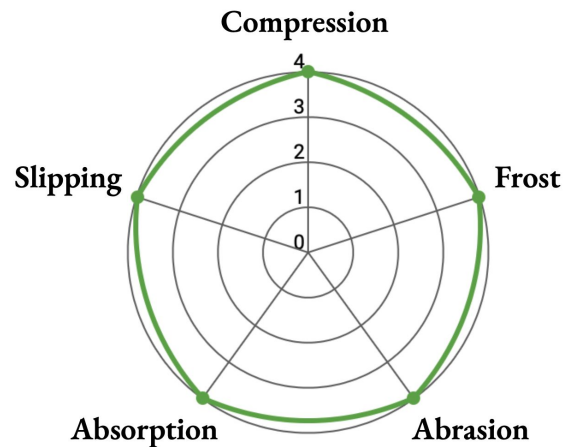
Salt & Pepper Cubes

Commonly referred to as “Bolognini” or “Sanpietrini” in Italian, “Salt and Pepper” granite cubes are highly durable and adaptable. For this reason, they are the ideal solution for public squares, pedestrian walkways, and city traffic regions. They suit historical areas elegantly and provide a natural, custom, and unique appearance. The cubic shape obtained from mechanical splitting, along with the mixed grey colors, enable numerous applicable aesthetic solutions ranging from the classic fan pattern to the more exclusive peacock-tail.



Typical Color(s):
- Grey

SECTION (a x b) ~ in.	THICKNESS (h) ~ in.	~ Sq. ft. per Bag	USE
1.5 ~ 2.4	1.5 - 2.4	160	
2.4 ~ 3.2	2.4 - 3.2	120	
3.2 ~ 4	3.2 - 4	90	




Arena Square (Verona, Italy)



Blumarine Exclusive Resort
(Italy)






Basalt Cubes

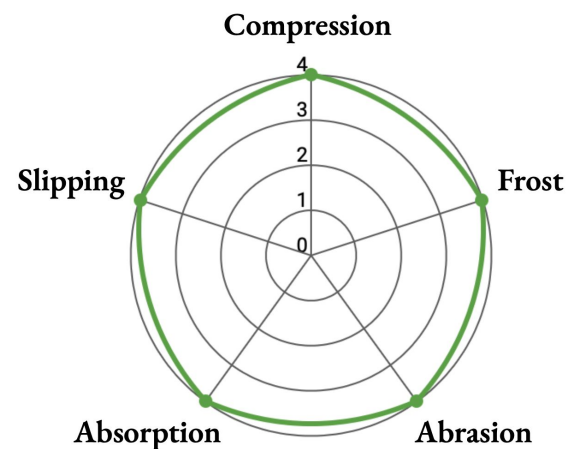
Commonly referred to as “Bolognini” or “Sanpietrini” in Italian, Basalt Cubes are highly durable and adaptable. For this reason, they are the ideal solution for public squares, pedestrian walkways, and city traffic regions. They suit historical areas elegantly and provide a custom, natural, and unique appearance. The cubic shape obtained from mechanical splitting, along with the sharp charcoal colors, enable numerous applicable aesthetic solutions ranging from the classic fan-pattern to the exclusive peacock-tail.




Typical Color(s):
- Black



SECTION (a x b) ~ in.	THICKNESS (h) ~ in.	~ Sq. ft. per Bag	USE
1.5 ~ 2.4	1.5 - 2.4	160	
2.4 ~ 3.2	2.4 - 3.2	120	
3.2 ~ 4	3.2 - 4	90	







Carrara Marble Cubes

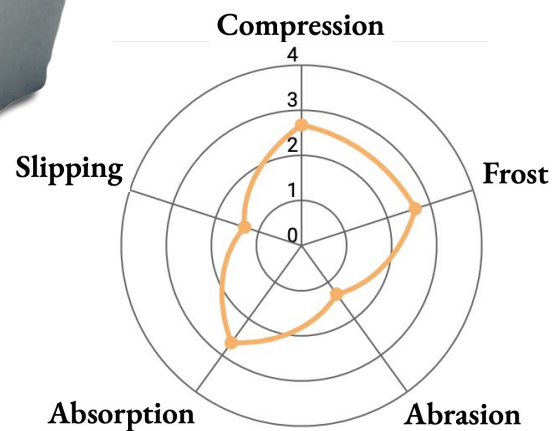
Commonly referred to as “Bolognini” or “Sanpietrini” in Italian, Carrara Marble Cubes are highly durable and adaptable. For this reason, they are the ideal solution for public squares, pedestrian walkways, and city traffic regions. They suit historical areas elegantly and provide a custom, natural, and unique appearance. The cubic shape obtained from mechanical splitting and the pearly-white colors enable numerous applicable aesthetic solutions ranging from the classic fan pattern to the more exclusive peacock-tail.




Typical Color(s):

- White

SECTION (a x b) ~ in.	THICKNESS (h) ~ in.	~ Sq. ft. per Bag	USE
1.5 ~ 2.4	1.5 - 2.4	160	
2.4 ~ 3.2	2.4 - 3.2	120	
3.2 ~ 4	3.2 - 4	90	







Porphyry Split Tiles

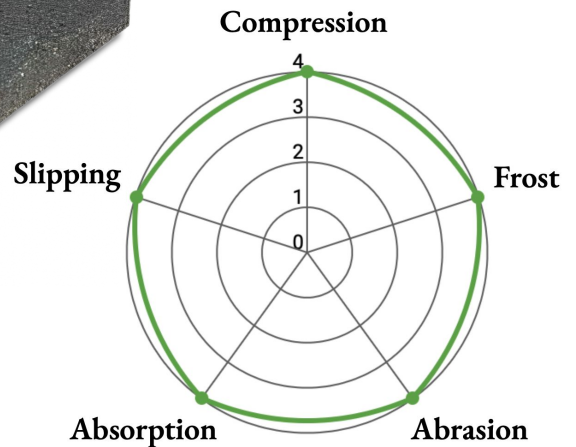

The main features of the Split Tiles are their natural textured surface and quarry-hewn edges. They have random lengths, but can be made to measure on request. Split Tiles are especially suited for restorations, architectural patterns, paving historical town centers, squares, pedestrian areas, porticoes, and courtyards.



SECTION (a x b) ~ in.	THICKNESS (h) ~ in.	~ Sq. ft. per Pallet	USE
4 x random	0.8 - 2	160	
6 x random	0.8 - 2	160	
8 x random	0.8 - 2	160	
10 x random	0.8 - 2	160	
12 x random	0.8 - 2	160	
14 x random	0.8 - 2	160	
16 x random	0.8 - 2	160	

Typical Color(s):


- Mixed-Reddish, Greyish-Purple





Kinross City Center (Scotland)





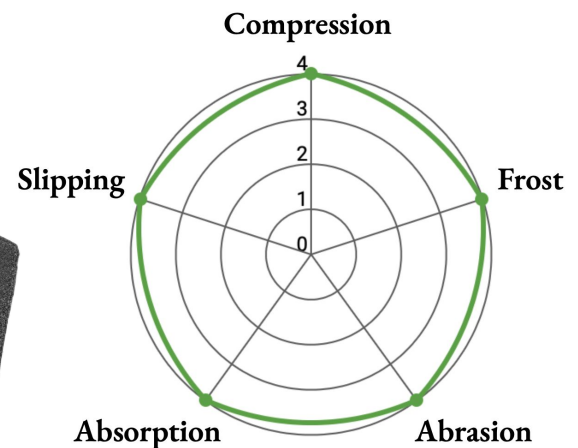

Porphyry Sawn Tiles

Sawn Tiles are accentuated with a natural surface with sawn edges using diamond-disc cutting machinery. They have random lengths, but can be made to measure on request. The flat edges allow for installations with tighter joints. Sawn Tiles are especially suited for restorations, architectural patterns, paving historical town centers, squares, pedestrian areas, porticoes, and courtyards.




SECTION (a x b) ~ in.	THICKNESS (h) ~ in.	~ Sq. ft. per Pallet	USE
4 x random	0.8 - 2	160	
6 x random	0.8 - 2	160	
8 x random	0.8 - 2	160	
10 x random	0.8 - 2	160	
12 x random	0.8 - 2	160	
14 x random	0.8 - 2	160	
16 x random	0.8 - 2	160	

Typical Color(s): Mixed Grey










Porphyry Binders

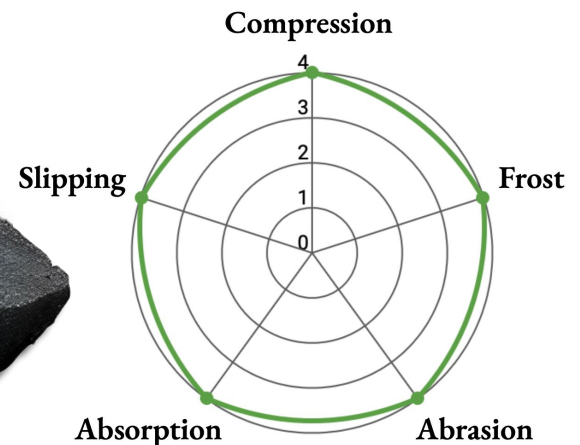

Binders are parallelepipeds with a natural surface obtained through precise mechanical splitting. They blend perfectly with other paving types and materials. Binders are optimal for installing pedestrian walkways and vehicular traffic areas, as well as defining borders, outlines, and curbing.



SECTION (a x b) ~ in.	THICKNESS (h) ~ in.	~ Sq. ft. per Pallet	USE
4 x random	1.5 - 3.2	107	
4 x random (SAWN)	1.5 - 3.2	107	
4 x random	3.2 - 4.3	80	

Typical Color(s):

- Mixed Reddish, Greyish-Purple






Cinecitta in Kawasaki (Japan)




Lugano City Center (Switzerland)










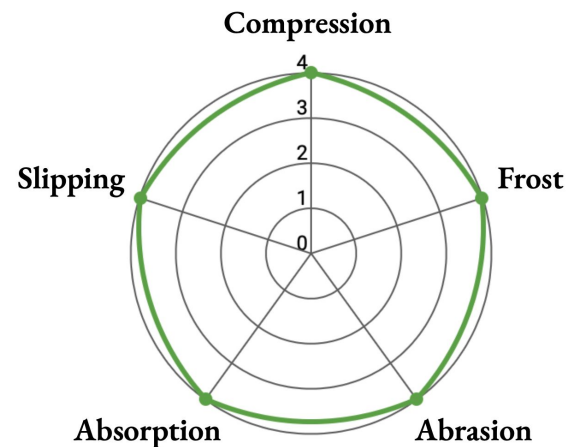
Porphyry Curbs

Our Porphyry Curbs provide a luxurious and distinguishable accent to any project. Curbs are similar to binders, except they are in the ground vertically when laid. They are excellent options for containing sidewalks, roadsides, flower beds, gardens, etc. They have random lengths, but can be made to measure on request.




Typical Color(s):
- Mixed Red/Grey

SECTION (a x b) ~ in.	THICKNESS (h) ~ in.	~ Lin ft. per Pallet	USE
2.4 x random	10	130	
3.2 x random	10	100	
4 x random	10	82	
4.8 x random	10	65	
6 x random	10	53	






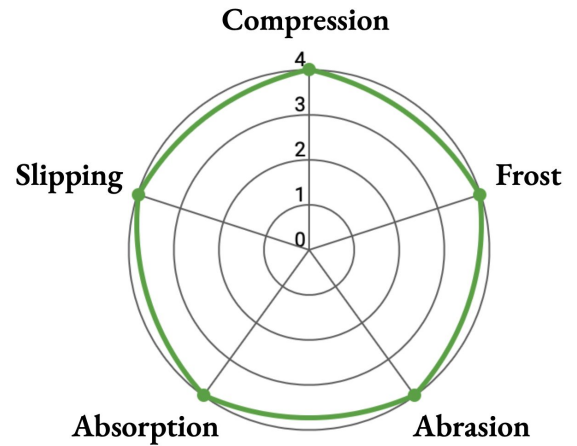


Porphyry Treads

Treads are being used increasingly for the creation of outdoor steps, stairs, risers, landings, window sills, wall coverings, skirting, and more. Upon request, cut-to-size processed elements can be produced with the option of natural or flamed surfaces and various dimensions.




SURFACE	SECTION (a x b) ~ in.	THICKNESS (h) ~ in.	EDGE TYPE
Natural	4 ~ 16 x sized	1.2 - 2	Split
Natural	4 ~ 16 x sized	1.2 - 2	Sawn
Flamed	4 ~ 24 x sized	0.8 - 2	Flamed
Flamed	4 ~ 24 x sized	0.8 - 2	Sawn



Typical Color(s):


- Mixed-Reddish, Greyish-Purple



Porphyry Strips

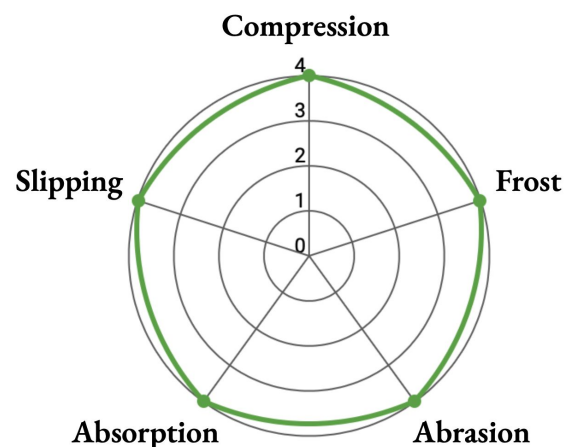
Strips are an economical alternative to the split tiles. These enable the customer to cut costs without sacrificing premium quality. Despite the smaller size of dimensions, Porphyry Strips are durable enough to grant considerably high resistance for pedestrian and vehicular traffic.




SECTION (a x b) ~ in.	THICKNESS (h) ~ in.	~ Sq. ft. per Pallet	USE
2 - 3.2 x 4 - 12	1.2 - 2.4	160	

Typical Color(s):






- Mixed Red, Greyish-Purple






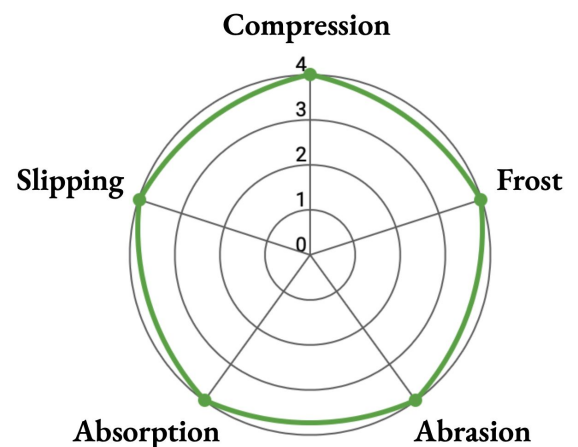
Smolleri Slabs


Smolleri slabs are the ideal paving solution on terrains with considerable slope, especially where a strong grip is required. The natural surface is rough and appears rustic. The stones are sheared by precise machines and then chiseled by hand to complete their natural appearance.

SECTION (a x b) ~ in.	THICKNESS (h) ~ in.	USE
(< 4) x (4 - 12)	1.2 / 2.8	
(< 4) x (4 - 12)	2.8 / 4	
(< 12) x (4 - 12)	3.2 / 5.5	
(4 / 5.5) x (4 - 12)	5.5 / 8	
(5.5 / 10) x (4 - 12)	5.5 / 10	



Typical Color(s):
 - Greyish-Purple
 - Mixed Red





Quartzite Slabs

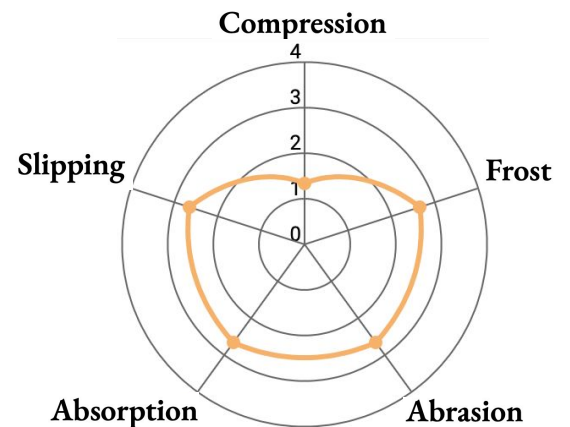
Paving with irregularly shaped slabs is also known as “Opus Incertum,” or “Mosaic” due to their varied rock formations from being the initial selection of raw material in the quarried location. Our Quartzite Slabs provide a beautiful color spectrum and ample opportunity for truly unique, diverse outdoor applications.




Typical Color(s):

- Mixed Yellow, Orange, & Red

SELECTION (Diagonal in.)	THICKNESS (~ in.)	~ Sq. ft. per Pallet	USE
Small (8 - 16)	0.5 - 1.5	355	





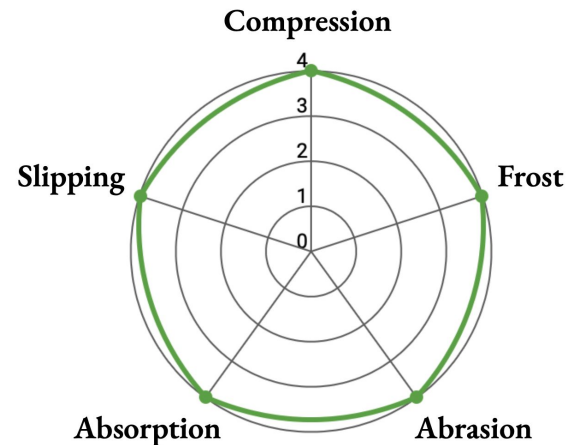
Luserna/Gneiss Slabs


Paving with irregularly shaped slabs is also known as “Opus Incertum,” or “Mosaic” due to their varied rock formations from being the initial selection of raw material in the quarried location. Our Luserna/Gneiss Slabs offer a high-resistance and varied color spectrum to provide ample opportunity for quality, diverse outdoor applications.



Typical Color(s):
- Mixed Grey

SELECTION (Diagonal in.)	THICKNESS (~ in.)	~ Sq. ft. per Pallet	USE
Small (8 - 16)	0.5 - 1.5	355	
Med (8 - 16)	1.2 - 2.4	250	
Large (16 - 28)	0.8 - 2.0	260	











Luserna/Gneiss Tiles

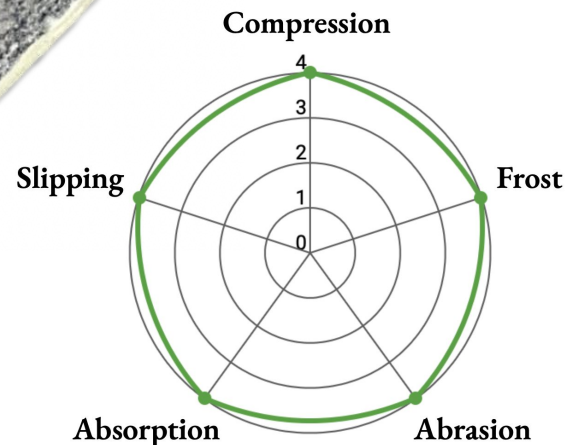

Luserna or Gneiss Tiles are characterized by their exposed natural surface and their split or sawn sides. They have random lengths, but can be made to measure on request. The flat edges allow for installations with tighter joints. Luserna/Gneiss Tiles are especially suited for restorations, architectural patterns, paving historical town centers, squares, pedestrian areas, porticoes, and courtyards.




SECTION (a x b) ~ in.	THICKNESS (h) ~ in.	~ Sq. ft. per Pallet	USE
6 x random	1.2 - 2.4	160	
8 x random	1.2 - 2.4	160	
10 x random	1.2 - 2.4	160	
12 x random	1.2 - 2.4	160	
14 x random	1.2 - 2.4	160	
16 x random	1.2 - 2.4	160	

Typical Color(s):


- Mixed Grey



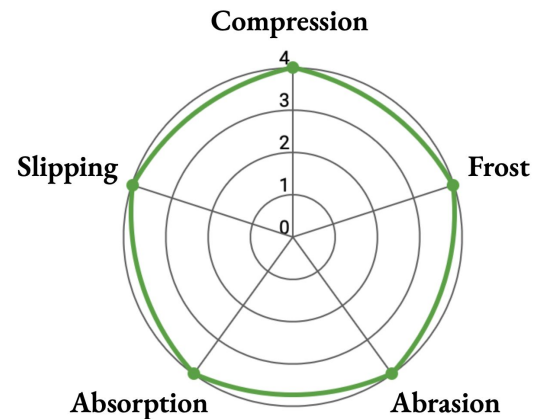



Red Dolomite Tiles

Our Red Dolomites are brushed, polished, flamed, and sawn to accommodate their bold appearance. They have random lengths, but can be made to measure on request. The flat edges allow for installations with tighter joints. Red Dolomite Tiles are especially suited for restorations, architectural patterns, paving historical town centers, squares, pedestrian areas, porticoes, and courtyards.



SECTION (a x b) ~ in.	THICKNESS (h) ~ in.	~ Sq. ft. per Pallet	USE
6 x random	0.8	300	
8 x random	0.8	300	
10 x random	0.8	300	
12 x random	0.8	300	
14 x random	0.8	300	
16 x random	0.8	300	
6 x random	1.2	160	
8 x random	1.2	160	
10 x random	1.2	160	
12 x random	1.2	160	
14 x random	1.2	160	
16 x random	1.2	160	





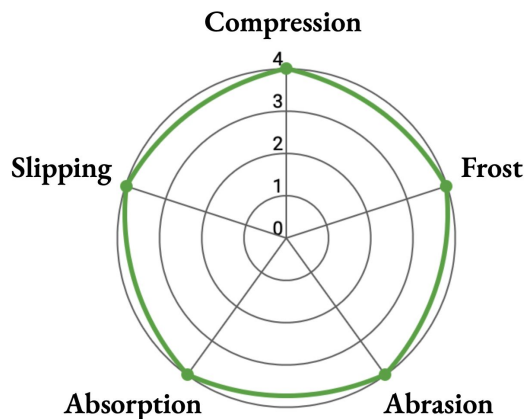
Grey Dolomite Tiles


Our Grey Dolomites are brushed, polished, flamed, and sawn to accommodate their bold appearance. They have random lengths, but can be made to measure on request. The flat edges allow for installations with tighter joints. Grey Dolomite Tiles are especially suited for restorations, architectural patterns, paving historical town centers, squares, pedestrian areas, porticoes, and courtyards.

SECTION (a x b) ~ in.	THICKNESS (h) ~ in.	~ Sq. ft. per Pallet	USE
6 x random	0.8	300	
8 x random	0.8	300	
10 x random	0.8	300	
12 x random	0.8	300	
14 x random	0.8	300	
16 x random	0.8	300	
6 x random	1.2	160	
8 x random	1.2	160	
10 x random	1.2	160	
12 x random	1.2	160	
14 x random	1.2	160	
16 x random	1.2	160	




Typical Color(s): Grey



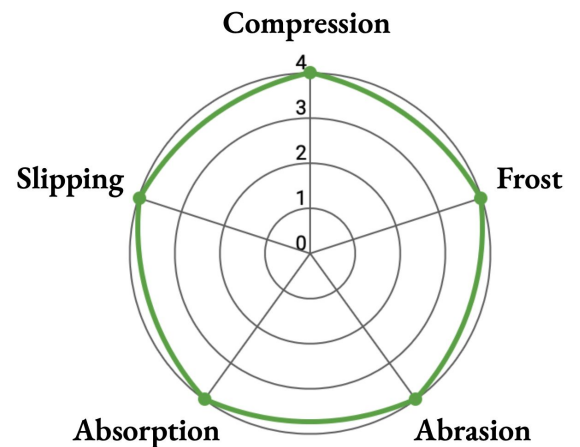



Granite Slabs

We offer a wide selection of Granite Slabs with a variety of shapes and colors. They are fine examples of long-lasting Italian quality granite. Upon request, our slabs can be cut-to-size, and presented rough, polished, flamed, brushed, etc.








Typical Color(s): Several options available





Porphyry, Granite, & Carrara Marble Pebbles

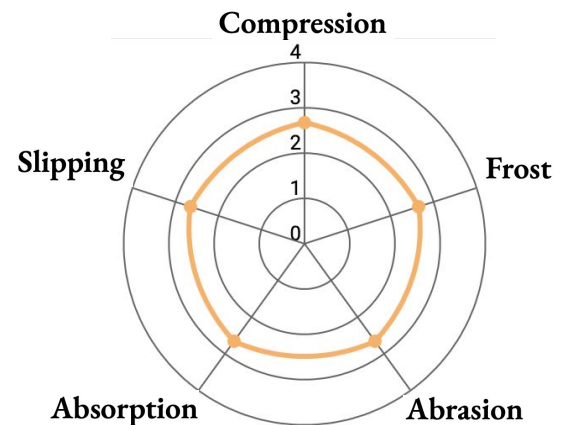
These elements are characterized by their rounded shape deriving from rivers. Pebbles are immediately applicable without further processing and are well suited to create compact, durable surfaces. They are used particularly for pavements such as sidewalks, driveways, courtyards.

DIAMETER (~ in.)	~ Sq. ft. per Pallet	USE
1.2 - 2	220	
1.6 - 2.4	190	
2.4 - 3.2	160	
3.2 - 4	130	
4 - 6	100	




Typical Color(s):

- Mixed Colors









“La sapienza è figliola dell’esperienza.”

– **Leonardo da Vinci**

“Il più grande pericolo per noi non è che miriamo troppo in alto e non riusciamo a raggiungere il nostro obiettivo ma che miriamo troppo in basso e lo raggiungiamo.”

– **Michelangelo Buonarroti**

“Soprattutto, non temete i momenti difficili.

Il meglio viene da lì.”

– **Rita Levi-Montalcini**



EENaturalStone.com
267 - 7- STONES
Philadelphia, PA
Info@EENaturalStone.com

